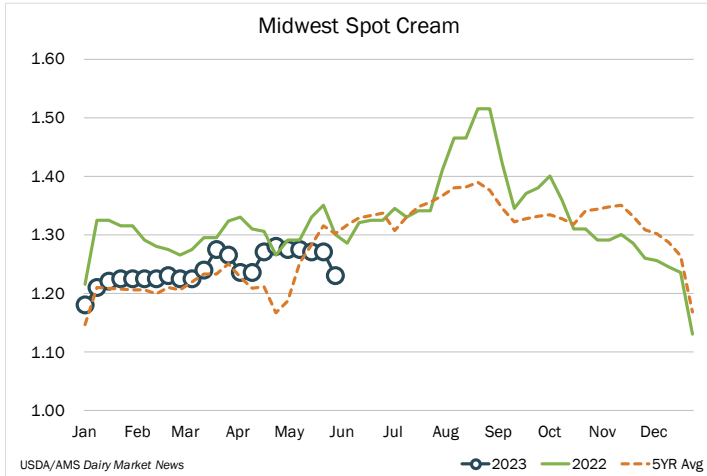
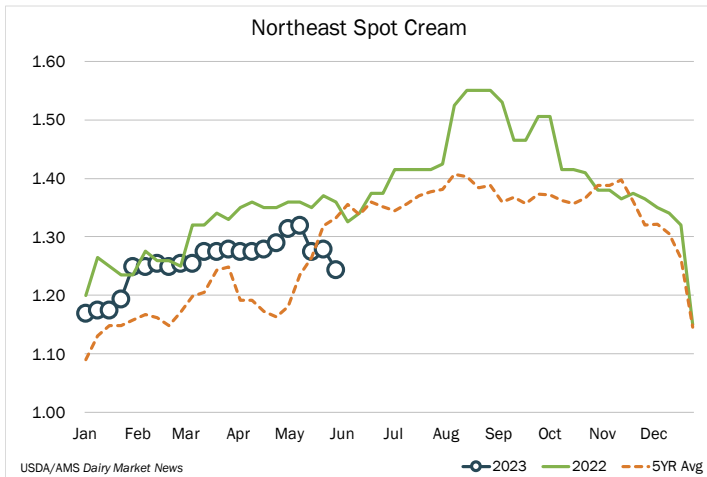


# CREAM MULTIPLES

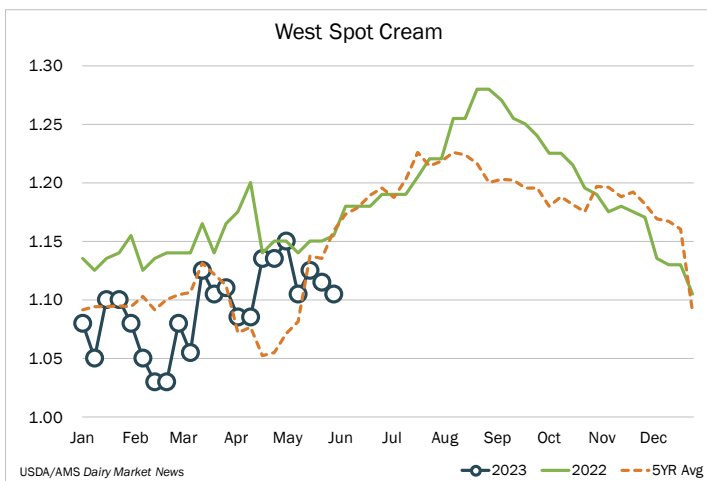
June 1, 2023



Midwest	
This Week	1.23
Last Week	1.27
Last Year	1.30
5-Year Avg	1.30



Northeast	
This Week	1.24
Last Week	1.28
Last Year	1.36
5-Year Avg	1.33



West	
This Week	1.11
Last Week	1.12
Last Year	1.16
5-Year Avg	1.16

135 S. LaSalle St. • Suite 3400 • Chicago, IL 60603 • 312-492-4200 • [Insights@Ever.Ag](mailto:Insights@Ever.Ag)

## Here is what USDA/AMS had to say:

**Midwest:** Cream availability grew noticeably due to the holiday weekend. Despite some cream end usage plants, namely butter processors, running full schedules, other end usage facilities running lighter holiday schedules kept milk/cream handlers busy in trying to find destinations for cream tankers. Butter makers reported turning away multiple spot cream offers. Contacts expect that with upticks in Class II/Class III processing, seasonally, cream availability will begin to ebb in the near term.

**Northeast:** Cream is plentiful, and while some butter demand has subsided, contacts have shared that hard pack ice cream demand is expected to pick up for the season. Some butter manufacturers have relayed that they are selling surplus loads of cream on the spot market. Sour cream and cottage cheese production is noted to be steady. There are steady volumes of cream clearing into Class III operations for cream cheese production.

**West:** Cream volumes are plentiful, with strong to steady milk output and production schedules. Although cream multiples had slight downward movement on the top end, a number of cream contacts said multiples were generally steady, depending on the location.

