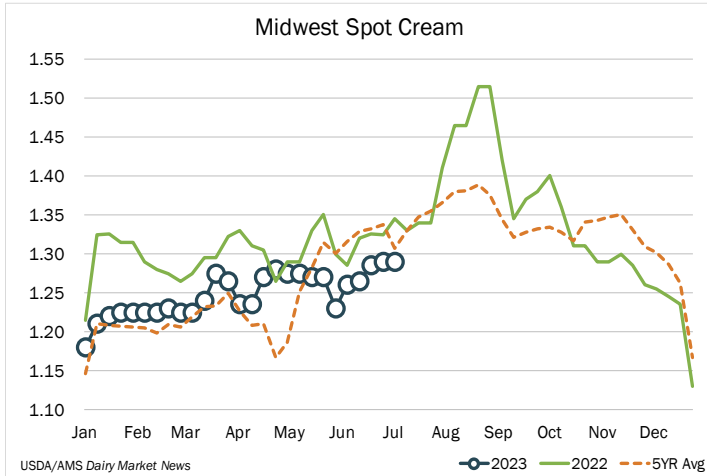
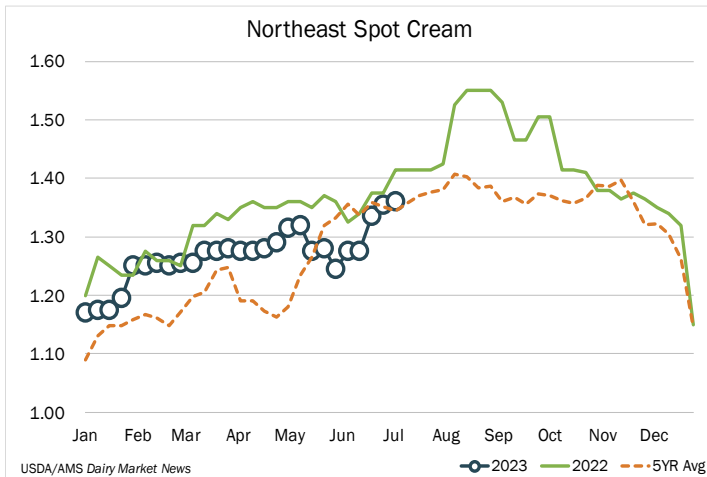


CREAM MULTIPLES

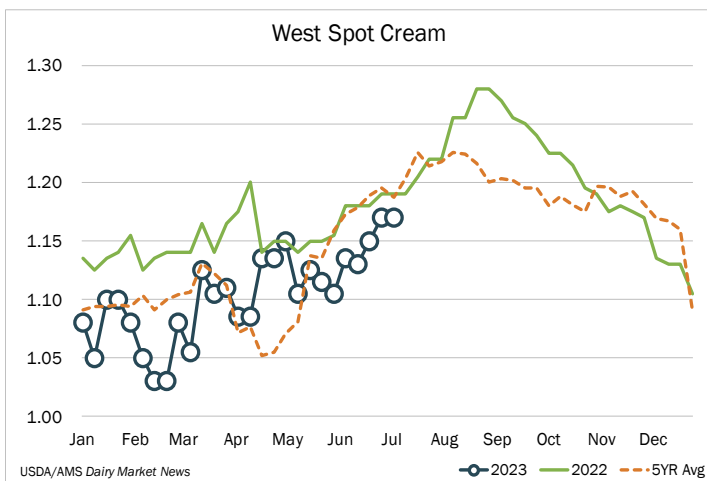
July 6, 2023



Midwest	
This Week	1.29
Last Week	1.30
Last Year	1.35
5-Year Avg	1.31



Northeast	
This Week	1.36
Last Week	1.37
Last Year	1.42
5-Year Avg	1.34



West	
This Week	1.17
Last Week	1.17
Last Year	1.19
5-Year Avg	1.19

135 S. LaSalle St. • Suite 3400 • Chicago, IL 60603 • 312-492-4200 • Insights@Ever.Ag

Here is what USDA/AMS had to say:

Midwest: Cream availability was somewhat unfettered by the holiday. As was mentioned, cream moving from the upper Midwest and areas of the near-West are keeping multiples similar to those of previous weeks. Butter makers reported multiples in the low 1.20s, but Class II processors are paying early-week multiples at and above 1.30.

Northeast: In the Northeast, Class II manufacturing is noted to be strong and cream supplies are steady. In the Mid-Atlantic states, Class II manufacturing is seasonally steady but has not yet matched the activity reported last year. Soft serve mixes continue to be in higher demand than hard pack ice cream products. In the Southeast and Florida, Class II manufacturing activity is steady.

West: In California, seasonal Class II demand is steady from soft serve and hard pack ice cream manufacturing. In the Pacific-Northwest, Class II demand is seasonally stronger from ice cream makers. Overall, cream multiples were unchanged, in the West, this week.

