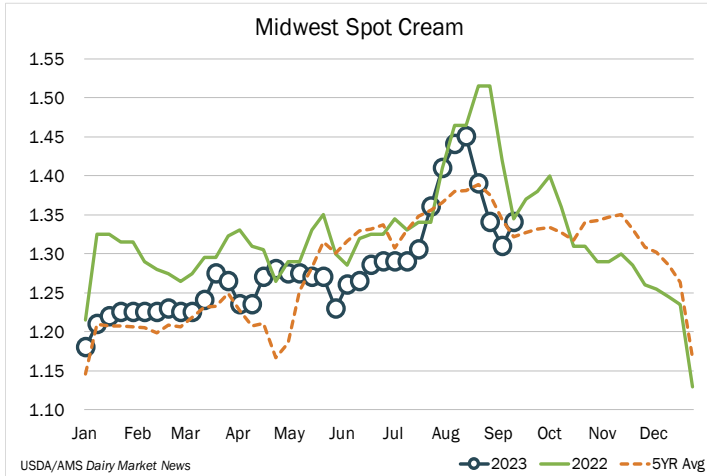
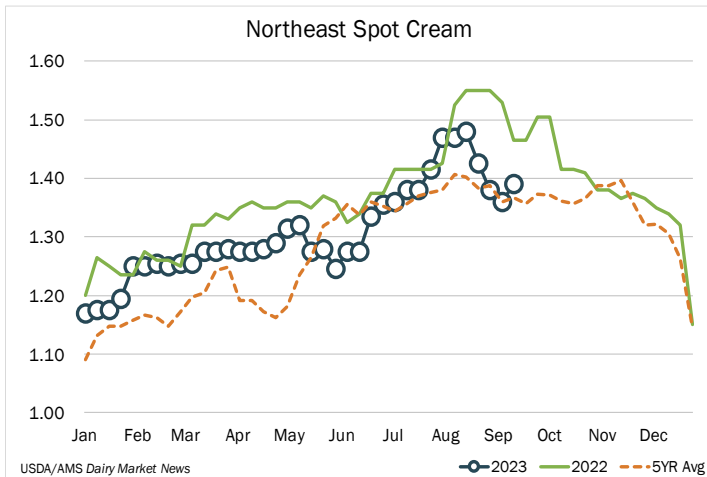


# CREAM MULTIPLES

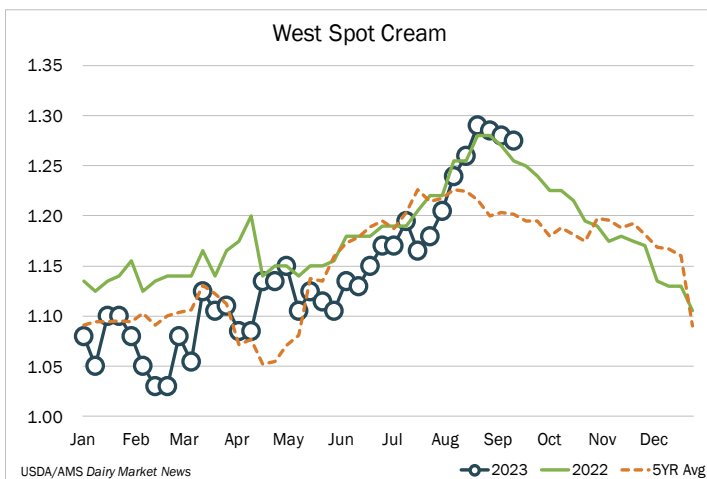
September 14, 2023



Midwest	
This Week	1.34
Last Week	1.31
Last Year	1.34
5-Year Avg	1.32



Northeast	
This Week	1.39
Last Week	1.36
Last Year	1.47
5-Year Avg	1.37



West	
This Week	1.28
Last Week	1.28
Last Year	1.26
5-Year Avg	1.20

135 S. LaSalle St. • Suite 3400 • Chicago, IL 60603 • 312-492-4200 • [Insights@Ever.Ag](mailto:Insights@Ever.Ag)

## Here is what USDA/AMS had to say:

**Midwest:** Cream availability in the region tightened up this week. As butter demand and market tones hold intact, butter plant managers are saying they are willing to pay slightly more than their normal rate for spot loads of cream. Class II demand has edged lower week by week since mid- August, but extended-shelf-life and cream cheese manufacturers are and have been somewhat busy this late summer season.

**Northeast:** In the Northeast, cream supplies remain tight, and demand is outpacing supply. In the Mid-Atlantic, Spot loads of cream are still hard to come by, with some contacts predicting cream will remain tight through October as holiday baking demands draw upon cream volumes for churning. In the Southeast, Cream demand continues to outpace supply.

**West:** Cream is tight. Cream multiples contracted this week, with slightly more movement to the top end of the range compared to the bottom end of the range.

