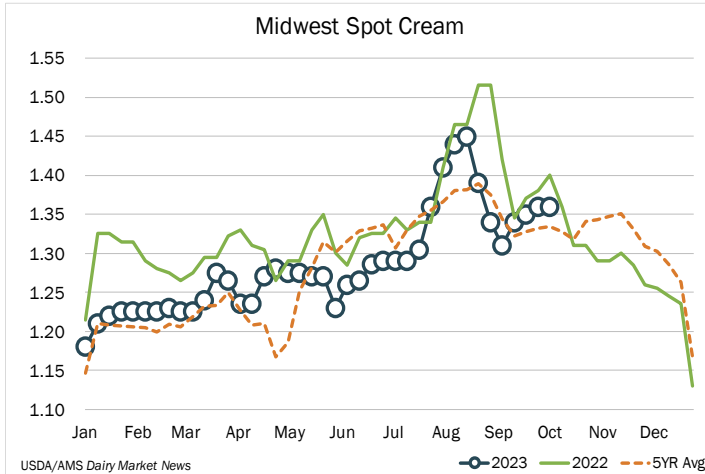
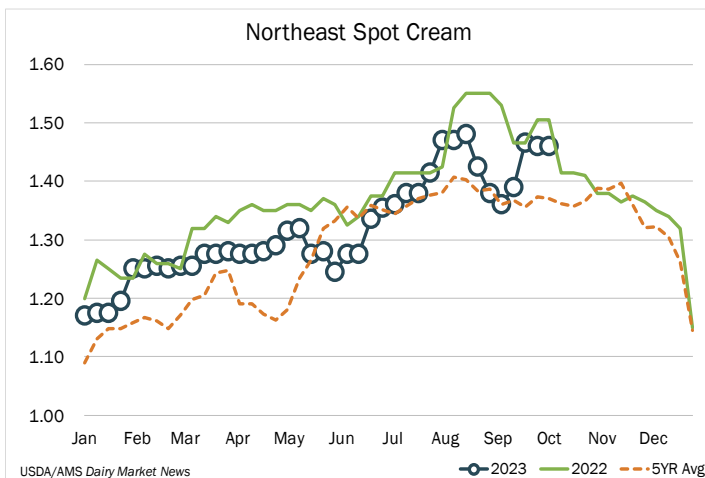


CREAM MULTIPLES

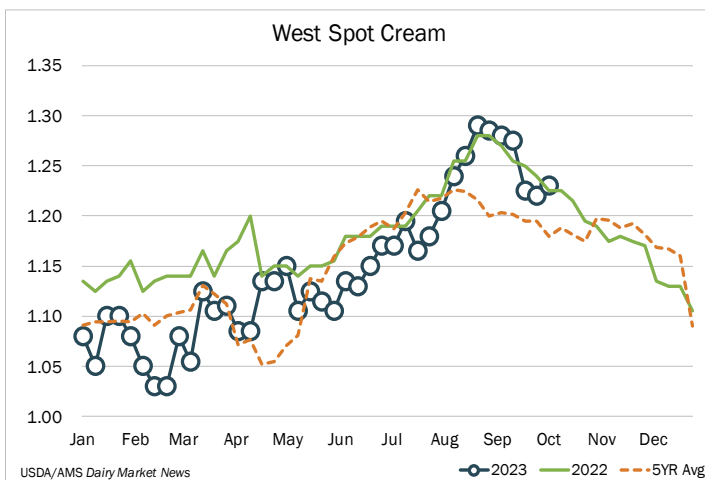
October 5, 2023



| Midwest | |
|------------|------|
| This Week | 1.36 |
| Last Week | 1.36 |
| Last Year | 1.40 |
| 5-Year Avg | 1.33 |



| Northeast | |
|------------|------|
| This Week | 1.46 |
| Last Week | 1.46 |
| Last Year | 1.50 |
| 5-Year Avg | 1.37 |



| West | |
|------------|------|
| This Week | 1.23 |
| Last Week | 1.22 |
| Last Year | 1.23 |
| 5-Year Avg | 1.18 |

135 S. LaSalle St. • Suite 3400 • Chicago, IL 60603 • 312-492-4200 • Insights@Ever.Ag

Here is what USDA/AMS had to say:

Midwest: Cream availability remains tight in the region. Butter makers say they are bidding for spot cream loads, but finding loads below the 1.30 multiple mark in the region has become less common.

Northeast: In the Northeast, cream availability remains tight, and demand from sour cream and cream cheese manufacturers is outpacing supply. In the Mid-Atlantic, cream supplies remain tight. In the Southeast, demand for cream continues to outpace available supply.

West: Cream is tight, overall, but loads are less limited in the northern parts of the region. Demand is strong to steady. Demand for cream by extended shelf-life product and sour cream manufacturers is indicated to be stronger by some stakeholders. Cream multiples moved higher on the top end.

