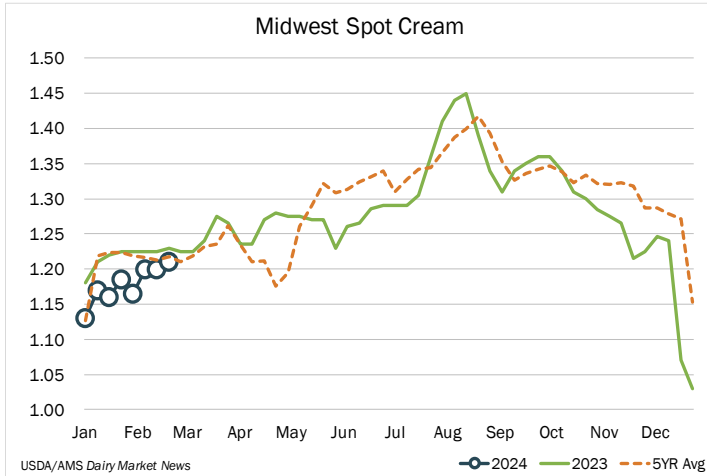
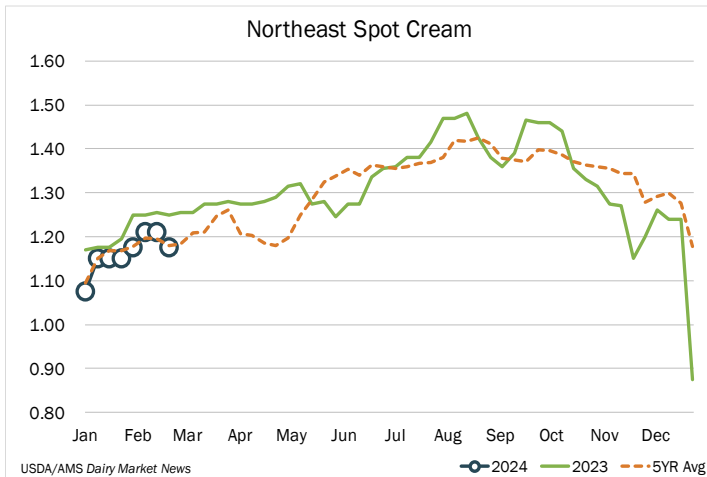


CREAM MULTIPLES

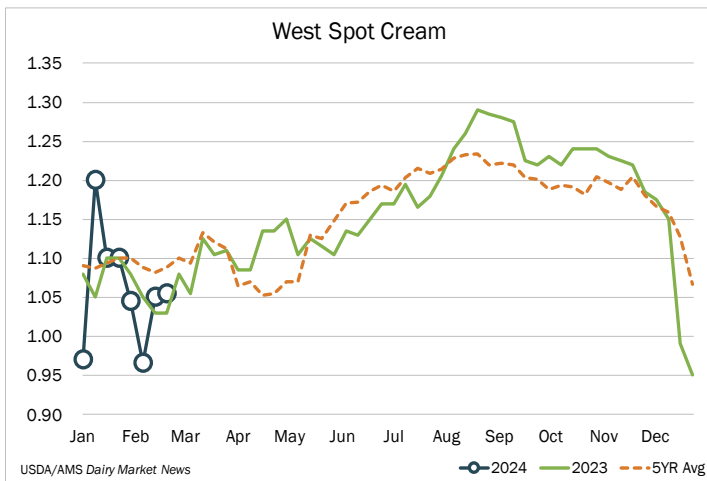
February 22, 2024



Midwest	
This Week	1.21
Last Week	1.20
Last Year	1.23
5-Year Avg	1.22



Northeast	
This Week	1.18
Last Week	1.21
Last Year	1.25
5-Year Avg	1.18



West	
This Week	1.06
Last Week	1.05
Last Year	1.03
5-Year Avg	1.09

135 S. LaSalle St. • Suite 3400 • Chicago, IL 60603 • 312-492-4200 • Insights@Ever.Ag



Here is what USDA/AMS had to say:

Midwest: Cream remains in a similar status as it has throughout much of 2024. Spot loads of cream are still being reported at market. Ice cream manufacturing has yet to gain much traction. Butter makers had expectations that cream would be widely available throughout February and they were correct. Some expect somewhat open availability moving into March.

Northeast: In the Northeast, cream availability is ample, and churns are running at full capacity. In the Mid-Atlantic, some contacts share cream availability is still loose.

West: Cream is plentiful, but not overwhelming in the region. Cream demand is steady. Cream multiples moved up slightly on the top end of both ranges.

