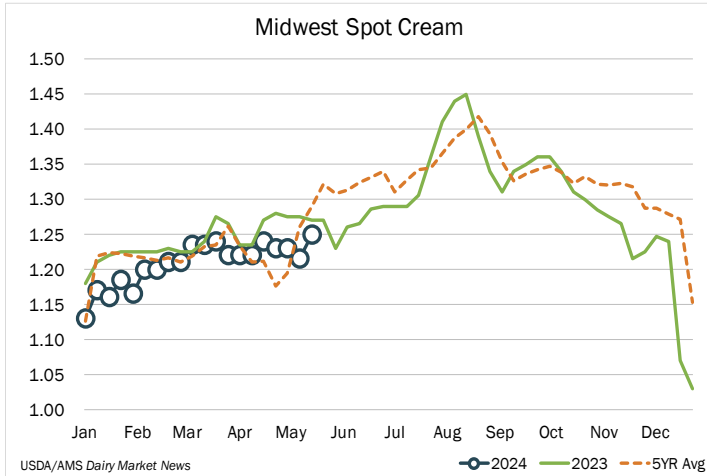
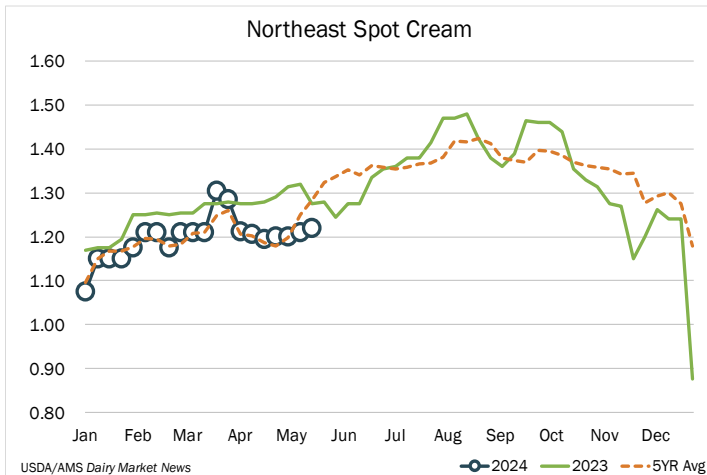


CREAM MULTIPLES

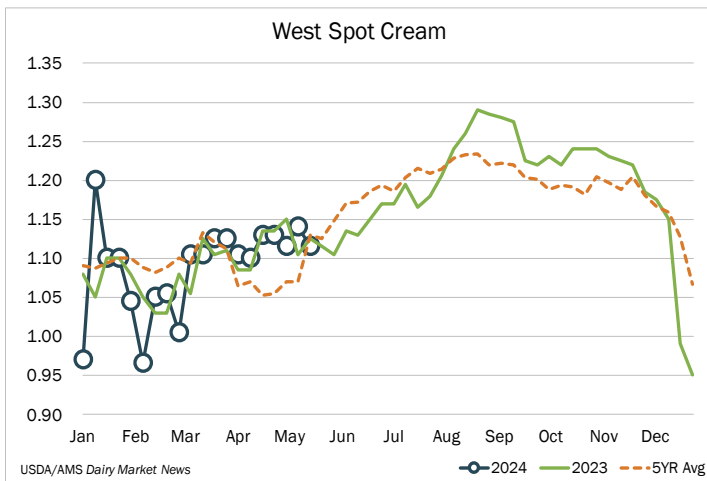
May 16, 2024



Midwest	
This Week	1.25
Last Week	1.21
Last Year	1.27
5-Year Avg	1.29



Northeast	
This Week	1.22
Last Week	1.21
Last Year	1.27
5-Year Avg	1.28



West	
This Week	1.12
Last Week	1.14
Last Year	1.13
5-Year Avg	1.13

135 S. LaSalle St. • Suite 3400 • Chicago, IL 60603 • 312-492-4200 • Insights@Ever.Ag

Here is what USDA/AMS had to say:

Midwest: Cream remains available for all Class uses, but prices are beginning to tick higher. Ice cream manufacturing is shifting up seasonally, but cream handlers suggest Class III end users are a greater impact on decreasing the overall cream pool moving into mid-May.

Northeast: In the Northeast, cream demand is steady, and components remain high, but availability is starting to tighten. In the Mid-Atlantic, contacts share cream availability is tightening. Overall cream multiples moved higher at the top of the All Class range.

West: Cream continues to be widely available throughout the region. However, some stakeholders anticipate seeing cream tighten at the end of May. Bottom end cream multiples moved lower for both ranges. Cream demand is steady.

