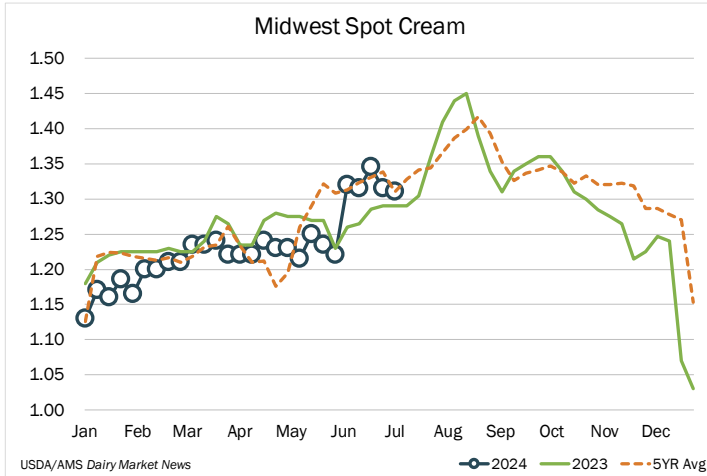
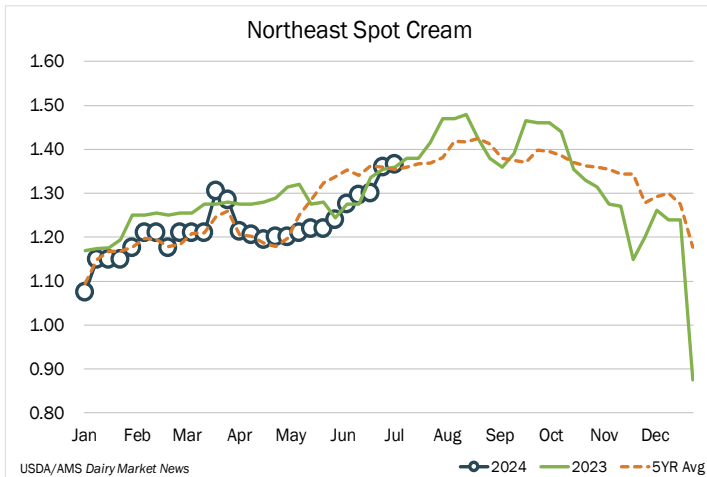


CREAM MULTIPLES

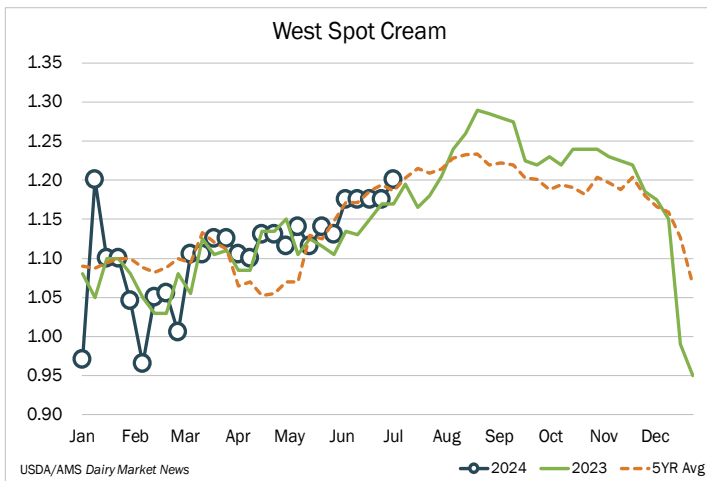
July 5, 2024



Midwest	
This Week	1.31
Last Week	1.32
Last Year	1.29
5-Year Avg	1.31



Northeast	
This Week	1.36
Last Week	1.36
Last Year	1.36
5-Year Avg	1.36



West	
This Week	1.20
Last Week	1.18
Last Year	1.17
5-Year Avg	1.19

135 S. LaSalle St. • Suite 3400 • Chicago, IL 60603 • 312-492-4200 • Insights@Ever.Ag

Here is what USDA/AMS had to say:

Midwest: The cream availability pattern is similar to milk. It remains available for butter churning, but early- to mid-week reports are not exhibiting the same type of price points as a typical holiday week. Cream handlers do suggest that as the weekend approaches, there are likely to be more route shifts to come. Some butter plant contacts relayed their workforces would be down for at least one, if not multiple, extra days this week. All said, the overall cream and milk market narrative is noticeably different during Independence Day 2024 than it was at this time last year.

Northeast: Due to the upcoming Independence Day holiday, spot loads of condensed skim and cream are more readily available than in recent weeks. The All-Class cream multiples range moved higher.

West: Although cream demand and availability differences this week compared to the prior week are mixed, partly due to the annual early July holiday, multiples took a step upward.

