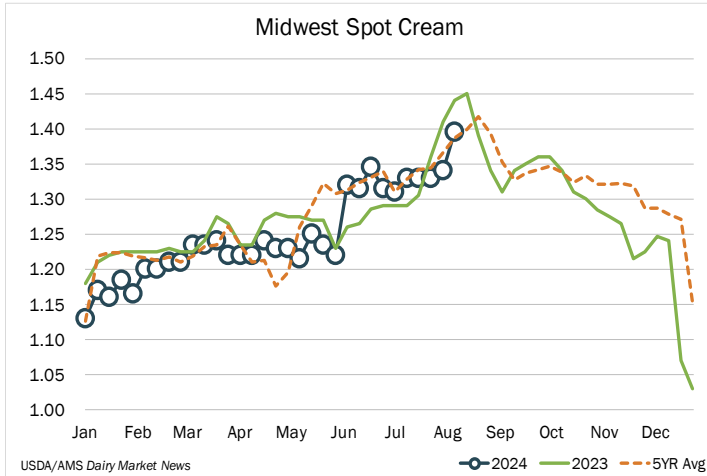
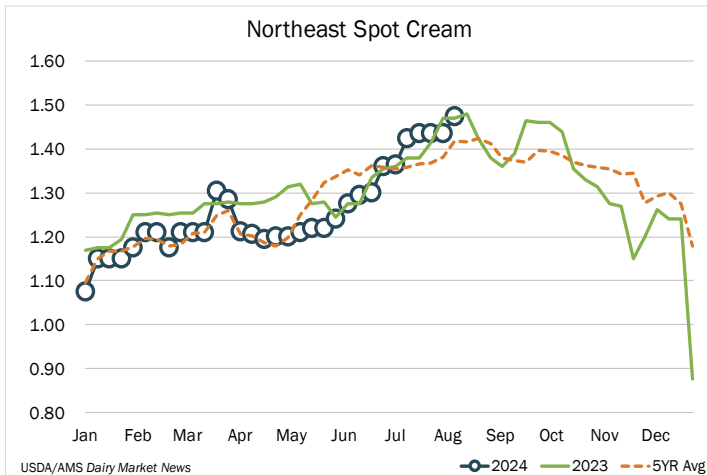


CREAM MULTIPLES

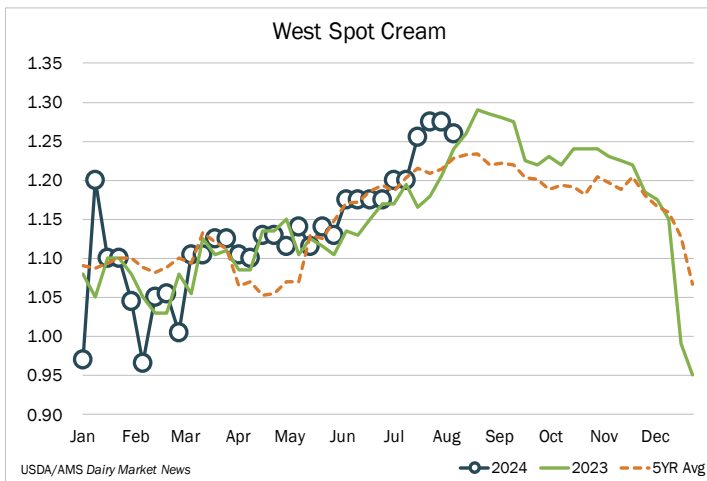
August 8, 2024



Midwest	
This Week	1.40
Last Week	1.34
Last Year	1.44
5-Year Avg	1.39



Northeast	
This Week	1.48
Last Week	1.44
Last Year	1.47
5-Year Avg	1.42



West	
This Week	1.26
Last Week	1.28
Last Year	1.24
5-Year Avg	1.23

135 S. LaSalle St. • Suite 3400 • Chicago, IL 60603 • 312-492-4200 • Insights@Ever.Ag

Here is what USDA/AMS had to say:

Midwest: Cream availability has continued to shift lower. Ice cream production is trending slightly lower week over week, but cream cheese manufacturers are pulling heavy on cream for upcoming seasonal needs. Butter makers say they are continuing to source spot cream from the West region, but churning activity has shifted lower, nonetheless.

Northeast: In the Northeast, cream demand remains healthy. Class II and III cream demand remains strong. In the Mid-Atlantic, spot loads of cream remain tight. Class II processing is noted to be lighter as contacts share ice cream production is seasonally lighter. Otherwise, the All-Class cream multiples range inched higher.

West: Although cream availability is comparable to last week, cream multiples moved slightly lower this week. Cream demand is somewhat mixed.

