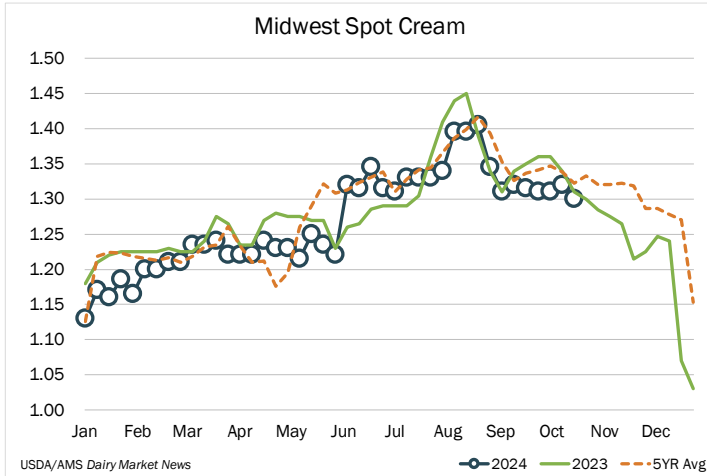
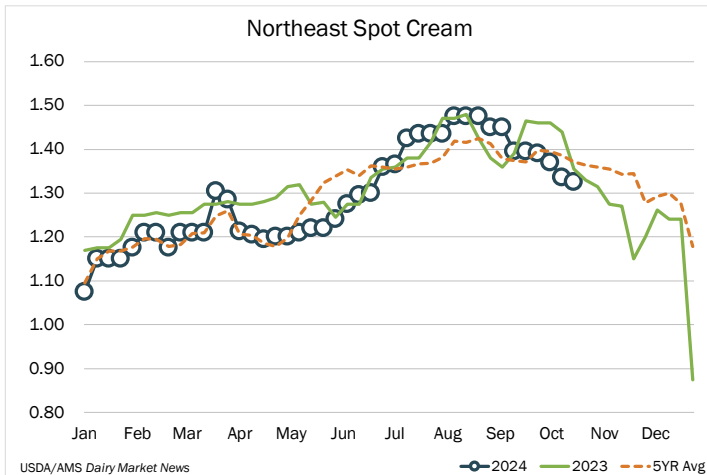


# CREAM MULTIPLES

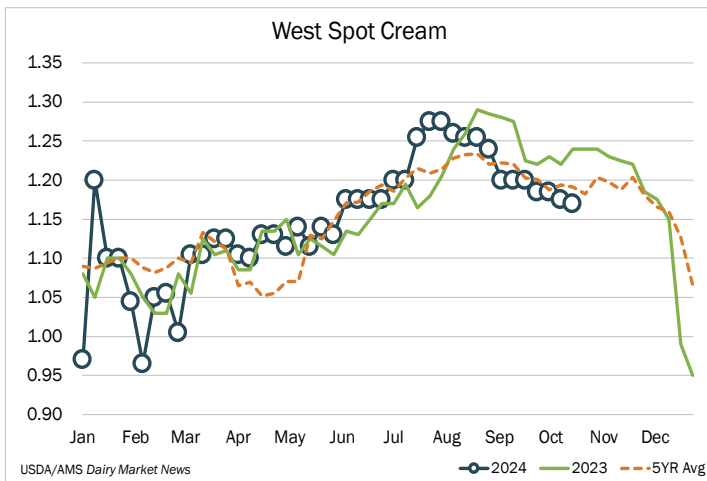
October 17, 2024



Midwest	
This Week	1.30
Last Week	1.32
Last Year	1.31
5-Year Avg	1.32



Northeast	
This Week	1.33
Last Week	1.34
Last Year	1.36
5-Year Avg	1.37



West	
This Week	1.17
Last Week	1.18
Last Year	1.24
5-Year Avg	1.19

135 S. LaSalle St. • Suite 3400 • Chicago, IL 60603 • 312-492-4200 • [Insights@Ever.Ag](mailto:Insights@Ever.Ag)



## Here is what USDA/AMS had to say:

**Midwest:** Cream availability is abundant. Butter plant managers say they are running active churns, but they continue to turn away spot cream offers. Cream cheese processing shifted into a lower gear this week after a busier previous week. Cream suppliers are hopeful Class III cream usage opens up ahead of the holiday season, as multiples were reported as low as 1.00 this week. Last year, during week 42, spot cream multiples ranged from 1.22 to 1.34.

**Northeast:** Spot loads of cream are also widely available. The All-Class cream multiples range moved lower at the top of the range.

**West:** Cream is readily available throughout the region. Domestic cream demand is lighter. Cream multiples moved lower on the higher end of the spectrum.

