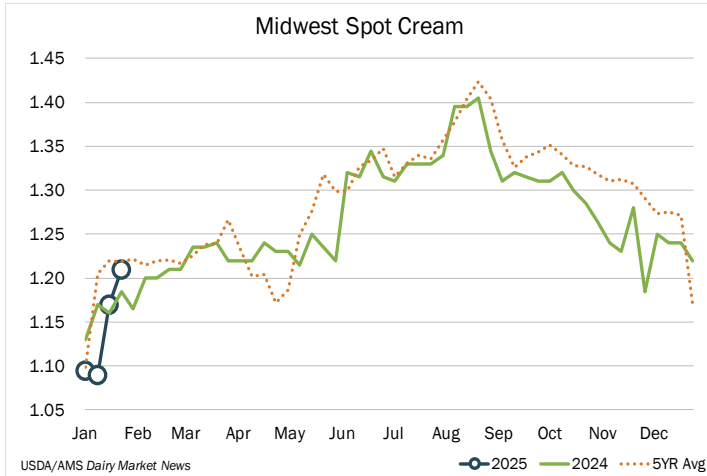
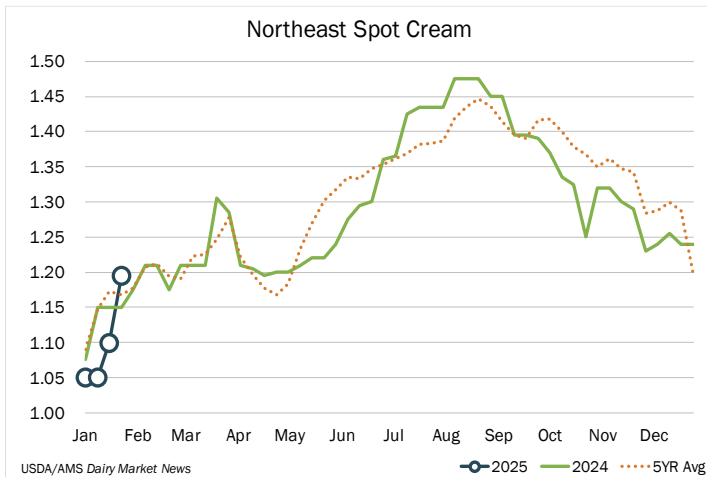


# CREAM MULTIPLES

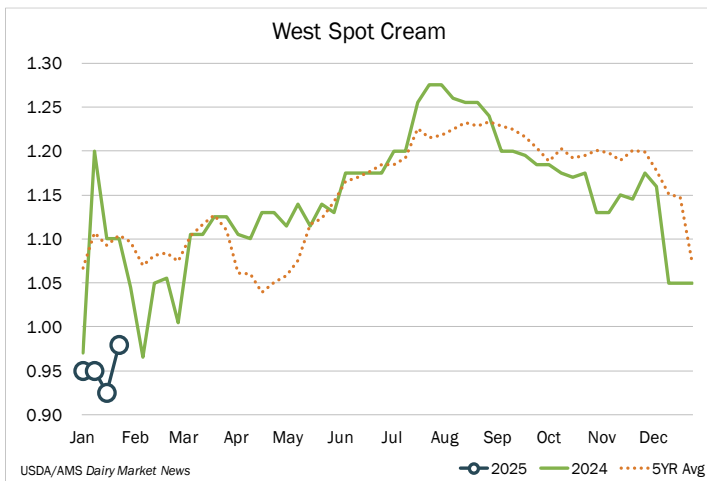
January 23, 2025



Midwest	
This Week	1.21
Last Week	1.17
Last Year	1.19
5-Year Avg	1.22



Northeast	
This Week	1.20
Last Week	1.10
Last Year	1.15
5-Year Avg	1.17



West	
This Week	0.98
Last Week	0.93
Last Year	1.10
5-Year Avg	1.10

135 S. LaSalle St. • Suite 3400 • Chicago, IL 60603 • 312-492-4200 • [Insights@Ever.Ag](mailto:Insights@Ever.Ag)

## Here is what USDA/AMS had to say:

**Midwest:** Cream availability remains somewhat ample. Butter makers opted for more spot cream this week than in recent weeks, as churning has been quite busy early in the year as Class IV manufacturers ready for spring and fall holiday inventory builds.

**Northeast:** Cream volumes are handily available for processors. Some butter plant managers relay steady production schedules, and some are building butter inventories for spring demand. Cream demand from Class II and III are up in the northeast. Class IV demand remains steady. Some cream handlers report it is getting harder to find available churns.

**West:** Cream volumes are plentiful in the region. Although cream multiples moved higher this week, the low end of the All-Classes range remains comfortably below flat market pricing, at 0.80 for this week. Cream demand is mixed, and the sentiment of some cream sellers is more cream loads available than homes.

