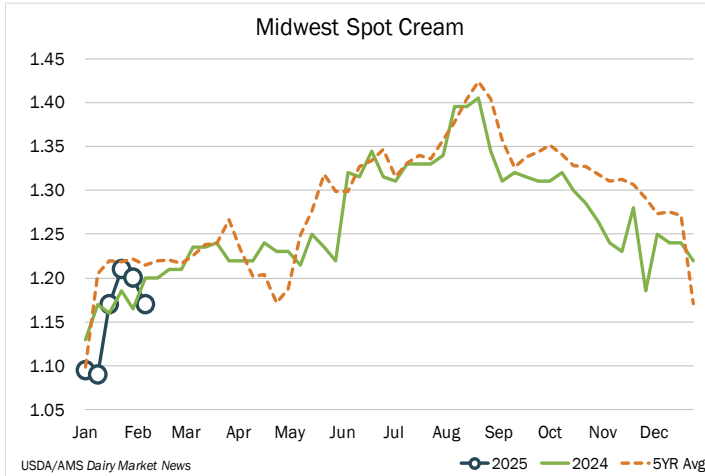
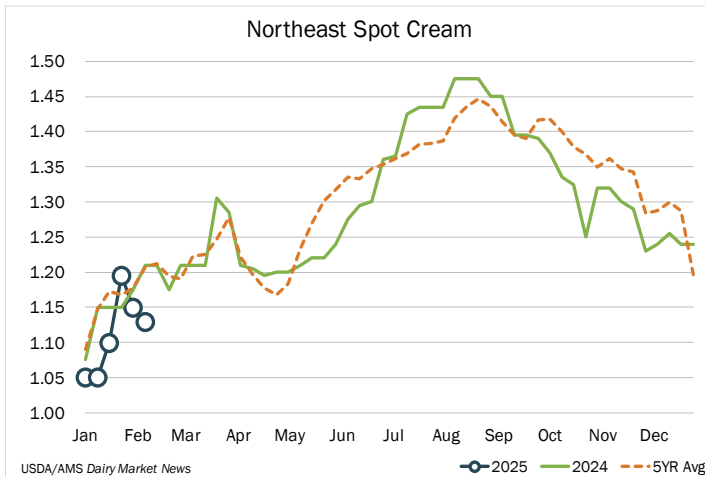


# CREAM MULTIPLES

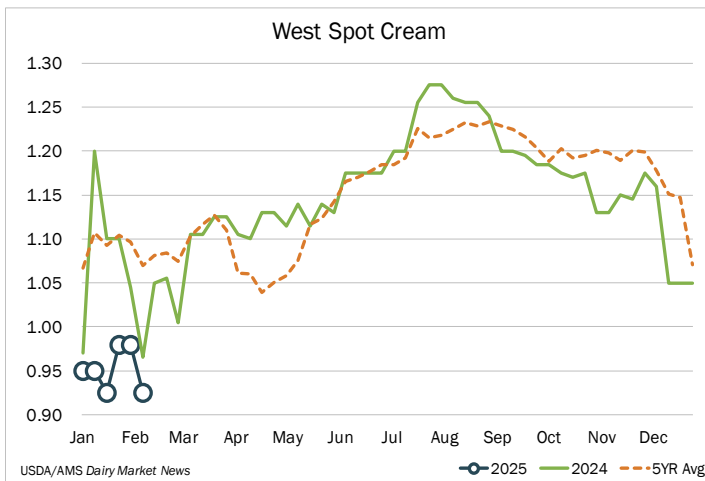
February 6, 2025



Midwest	
This Week	1.17
Last Week	1.20
Last Year	1.20
5-Year Avg	1.22



Northeast	
This Week	1.13
Last Week	1.15
Last Year	1.21
5-Year Avg	1.21



West	
This Week	0.93
Last Week	0.98
Last Year	0.97
5-Year Avg	1.07

135 S. LaSalle St. • Suite 3400 • Chicago, IL 60603 • 312-492-4200 • [Insights@Ever.Ag](mailto:Insights@Ever.Ag)

## Here is what USDA/AMS had to say:

**Midwest:** The cream narrative veers widely away from that of milk. Cream end users are running somewhat active schedules. Still, the amount of cream available in the region is a growing concern among market participants. Multiples as low as .85 were reported again this week. Expectations vary as to when the deluge of cream will ebb, but that will likely be months according to most contacts. Some suggest the spring holiday timeframe, while others are expecting widely available cream volumes as far as into the late spring/early summer. A number of regional butter makers this week reported turning away offers, and cream suppliers are continuing to suggest finding homes for cream is only growing in difficulty.

**Northeast:** Cream availability remains loose in the East. Butter makers report they have loads of cream lined up waiting for room in churns. Cream demand from other Classes is ticking up.

**West:** Cream volumes are abundantly available. Cream multiples moved lower this week. Some stakeholders note receiving cream offers at multiples below the bottom end of the week 6 All-Classes range. Demand for cream loads varies from moderate to steady.

