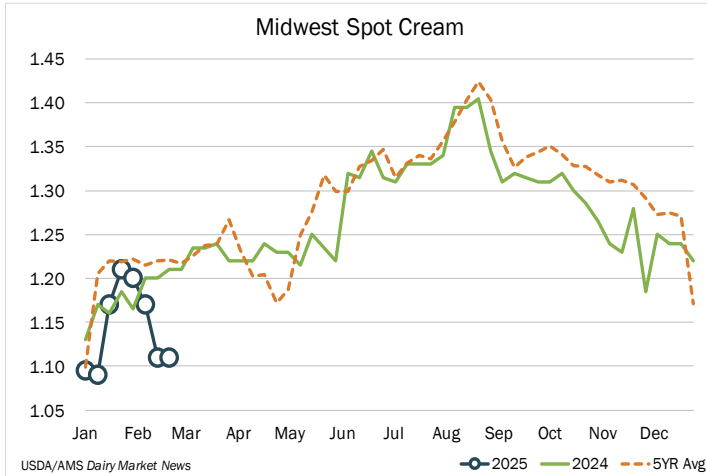
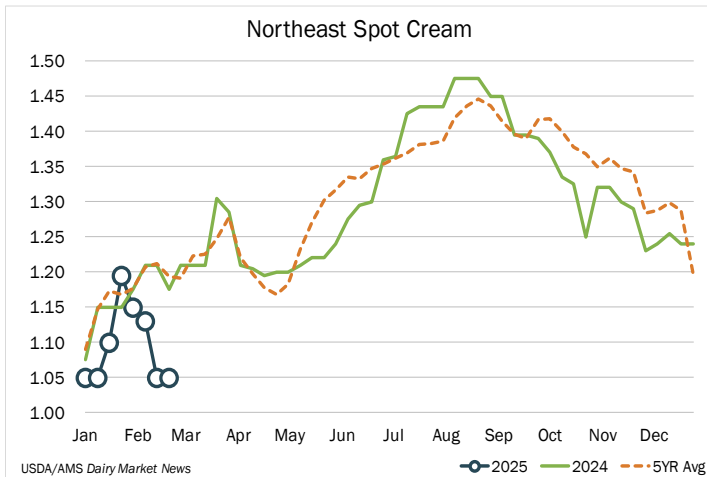


# CREAM MULTIPLES

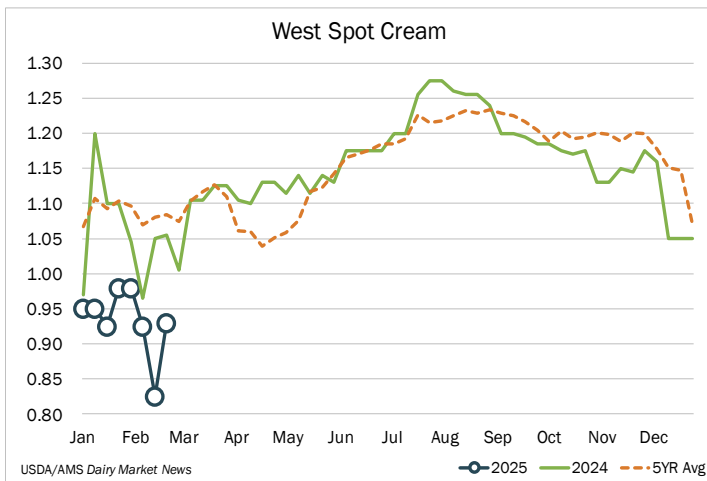
February 20, 2025



Midwest	
This Week	1.11
Last Week	1.11
Last Year	1.21
5-Year Avg	1.22



Northeast	
This Week	1.05
Last Week	1.05
Last Year	1.18
5-Year Avg	1.19



West	
This Week	0.93
Last Week	0.83
Last Year	1.06
5-Year Avg	1.08

135 S. LaSalle St. • Suite 3400 • Chicago, IL 60603 • 312-492-4200 • [Insights@Ever.Ag](mailto:Insights@Ever.Ag)

## Here is what USDA/AMS had to say:

**Midwest:** Cream remains wholly available for all uses. Class II demand continues to trickle higher. That said, the vast amount of cream available, particularly as processing plants are down due to various reasons but namely dangerous road conditions, continues to keep cream handlers and truck drivers working tenaciously to find processing homes for their supplies. Butter makers are busy churning throughout the region, as cream trucks are waiting to off-load outside their doors.

**Northeast:** Cream availability is ample across the East. A few contacts suggest that while butter makers are making regular pulls, Class II cream buyers are hesitant to take on much more than contracted volumes. Extra cream loads are proving more difficult to place. In a few cases, cream is moving out of the region/country.

**West:** Cream volumes are generally abundant in the region. Although cream multiples moved higher this week, distressed loads below the prior week bottom end All-Classes range of 0.55 continued to be reported. However, stakeholders also indicate the number of distressed cream loads is lessening. Cream demand remains mixed. A few stakeholders convey some Central region to West region movement of cream loads.

