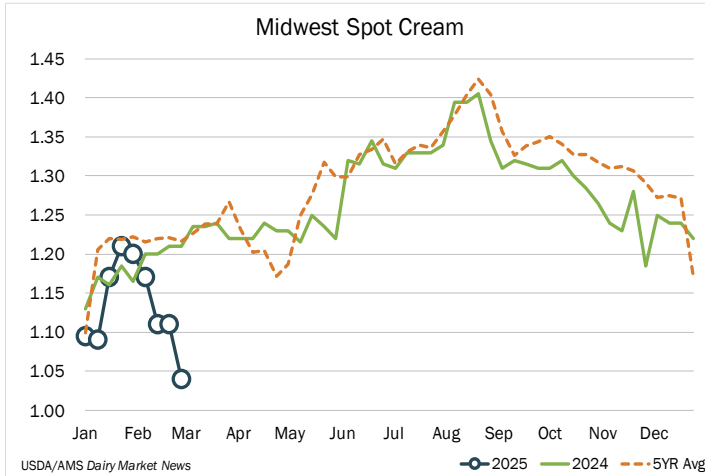
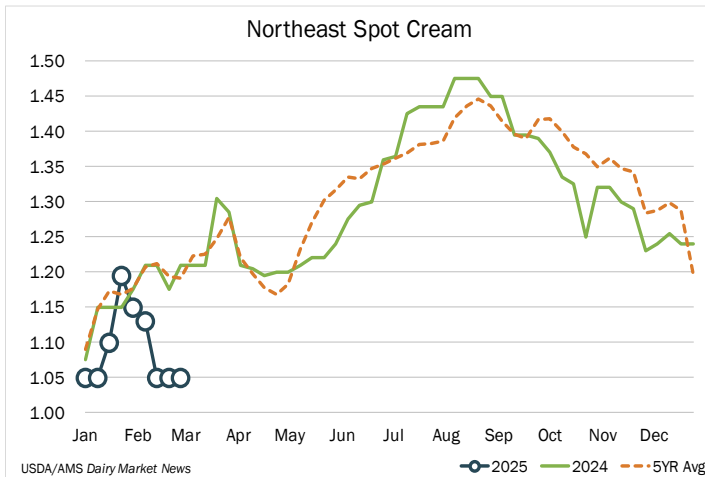


CREAM MULTIPLES

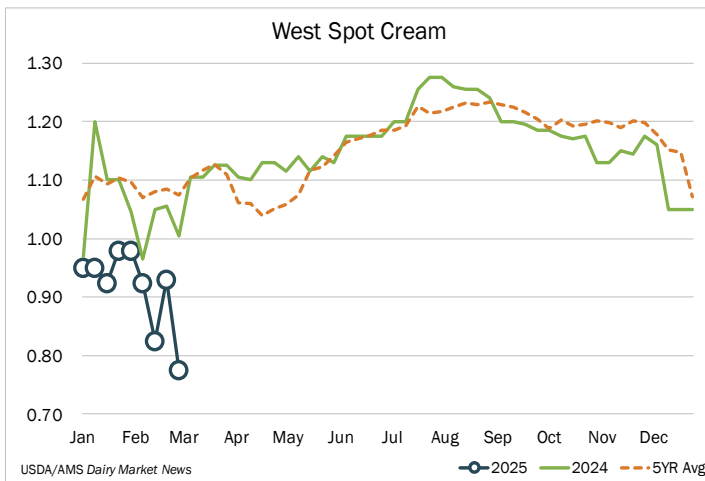
February 27, 2025



| Midwest | |
|------------|------|
| This Week | 1.04 |
| Last Week | 1.11 |
| Last Year | 1.21 |
| 5-Year Avg | 1.22 |



| Northeast | |
|------------|------|
| This Week | 1.05 |
| Last Week | 1.05 |
| Last Year | 1.21 |
| 5-Year Avg | 1.19 |



| West | |
|------------|------|
| This Week | 0.78 |
| Last Week | 0.93 |
| Last Year | 1.01 |
| 5-Year Avg | 1.07 |

135 S. LaSalle St. • Suite 3400 • Chicago, IL 60603 • 312-492-4200 • Insights@Ever.Ag

Here is what USDA/AMS had to say:

Midwest: Cream suppliers are under significant pressure to find homes for their stocks throughout the region (and country). Butter plants are backed up, as plant managers relay delay times still exceed post-holiday levels of inflows. They say delay times for cream truckers awaiting offloading have decreased from last week's peaks. Cream multiples increased on the bottom of the range. Ice cream manufacturing has not made much of a dent in the overall cream pool, but some contacts are hopeful that cream cheese manufacturers will begin to take advantage of affordable cream volumes, as they await Class III processing to begin its seasonal push.

Northeast: Active milk bottling is putting more cream back out onto the market. Contacts report in some cases there are distressed loads of cream available from within Florida or parts of the Southeast. Cream handlers are working hard to place available cream across the region, but it is proving tough to sell.

West: Cream volumes remain heavy in the region. Cream multiples moved lower this week. Distressed cream load offers were reported at cream multiples below the bottom-end of the All-Classes range for the West. Cream demand is mixed.

