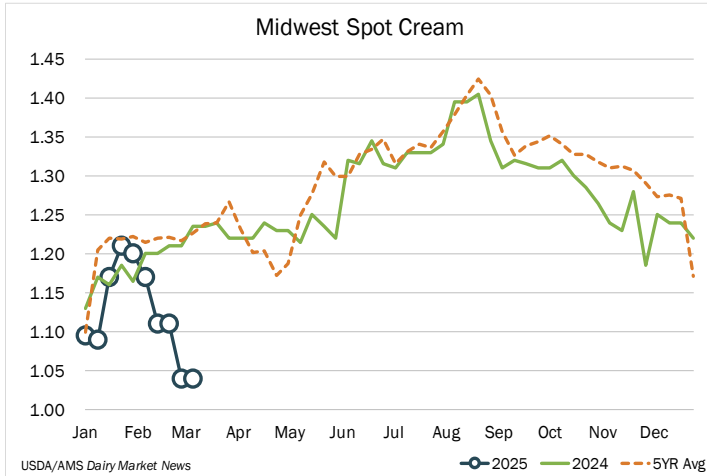
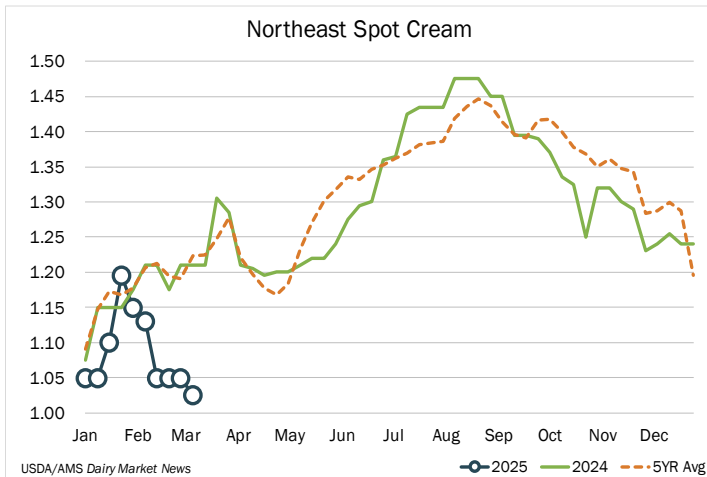


CREAM MULTIPLES

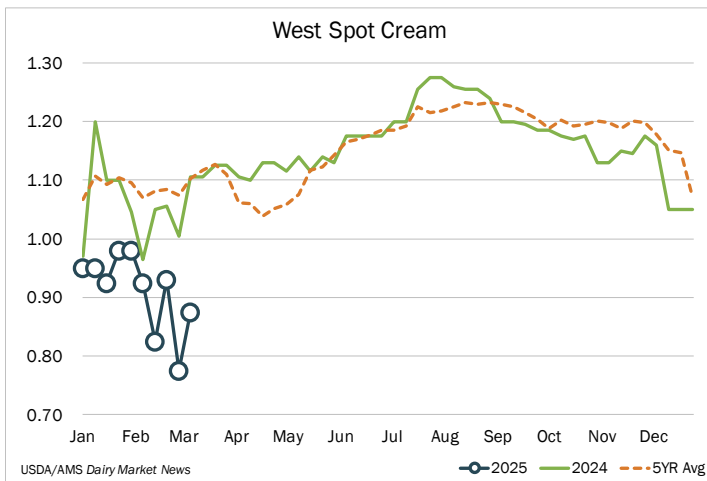
March 6, 2025



Midwest	
This Week	1.04
Last Week	1.04
Last Year	1.24
5-Year Avg	1.23



Northeast	
This Week	1.03
Last Week	1.05
Last Year	1.21
5-Year Avg	1.22



West	
This Week	0.88
Last Week	0.78
Last Year	1.11
5-Year Avg	1.10

135 S. LaSalle St. • Suite 3400 • Chicago, IL 60603 • 312-492-4200 • Insights@Ever.Ag

Here is what USDA/AMS had to say:

Midwest: Both milkfat and protein component levels have begun to shift lower, but those slides lower are fractional according to some contacts. These slides are giving cream handlers a recently rare expectation of relief, as cream volumes have been ample for months. Cream multiples continue to step incrementally higher on the bottom end of the range. Cream cheese and ice cream manufacturers continue to add little by little to their intakes. Butter makers are running very busy schedules. No cream end users are concerned about near-term availability. The upcoming spring holiday season will only tie up cream handlers further as more plants go offline for holiday schedules.

Northeast: Cream marketers are working hard to get cream loads placed. Across the East, contracted cream is filling most needs, with spot loads filling some gaps. Some manufacturers say they backed up with contracted cream and are unable to take on much more.

West: Cream volumes continue to be readily available in the region. However, some industry participants describe recent demand as slightly up and growing. Cream multiples moved higher on the bottom end of the All-Classes range this week.

