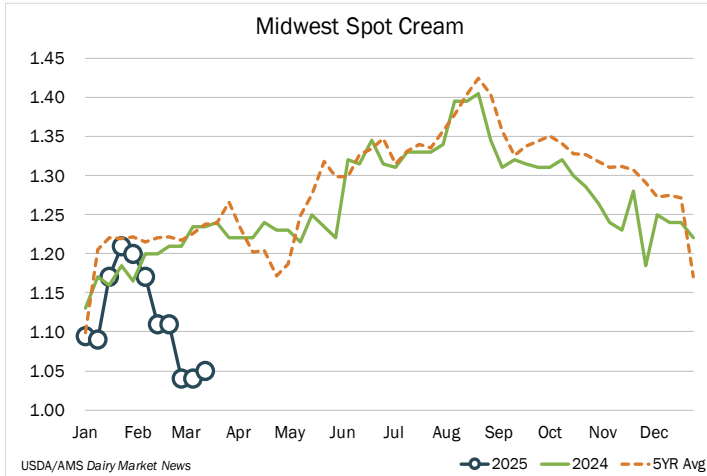


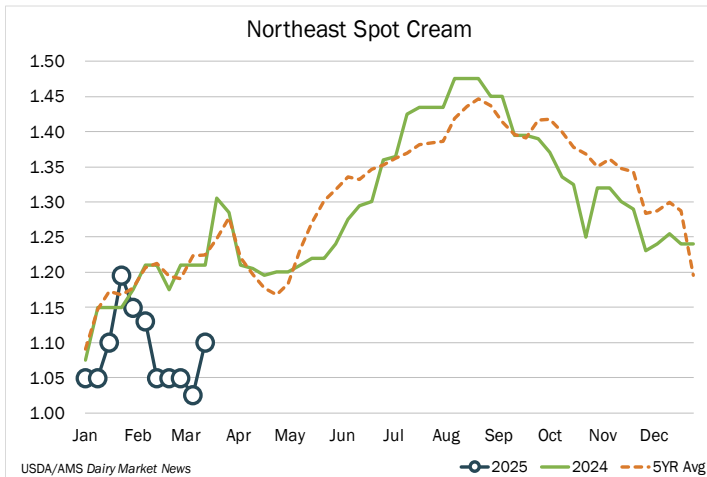
CREAM MULTIPLES

March 13, 2025



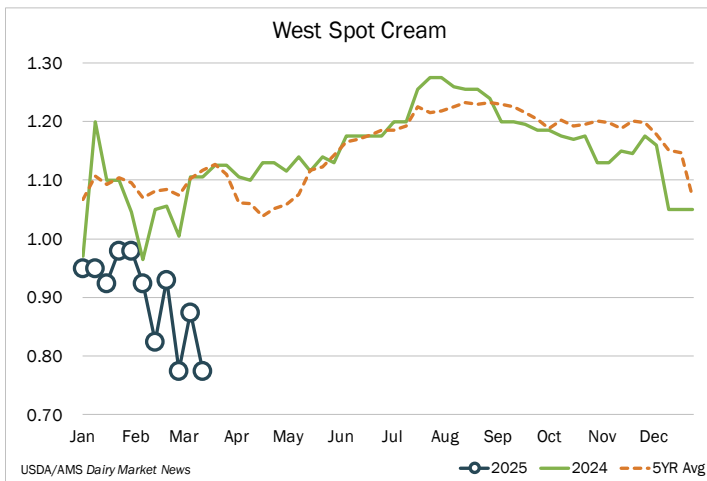
Midwest

This Week	1.05
Last Week	1.04
Last Year	1.24
5-Year Avg	1.24



Northeast

This Week	1.10
Last Week	1.03
Last Year	1.21
5-Year Avg	1.23



West

This Week	0.78
Last Week	0.88
Last Year	1.11
5-Year Avg	1.10

135 S. LaSalle St. • Suite 3400 • Chicago, IL 60603 • 312-492-4200 • Insights@Ever.Ag

Here is what USDA/AMS had to say:

Midwest: Cream availability continued its slow march to tighter seasonal availability. Despite upticks in cream values, cream is far from tight and widely available for all uses. Butter churning remains very busy, as Class IV processors continue to add to upcoming seasonal pushes. Cream suppliers are expecting busier weeks to come as the spring holidays approach. *NOTE: For the rest of March 2025, Reports 11 - 14, Dairy Market News Central fluid report will include entries for Midwest cream prices. Beginning with Report 15, only Central cream prices will be included.*

Northeast: Cream handlers welcome the bump in activity as it gives them a few more options to place the abundant cream loads. Some manufacturers say they are still backed up with contracted cream and are unable to take on much more.

West: Cream availability has changed little from week 10, plenty is available. Cream multiples moved lower on the bottom end of the All-Classes range. Cream demand is mixed. In some cases, sellers describe activity as somewhat closer to expectations. Some manufacturers convey not being able to take advantage of affordable cream loads due to being at processing capacities.

