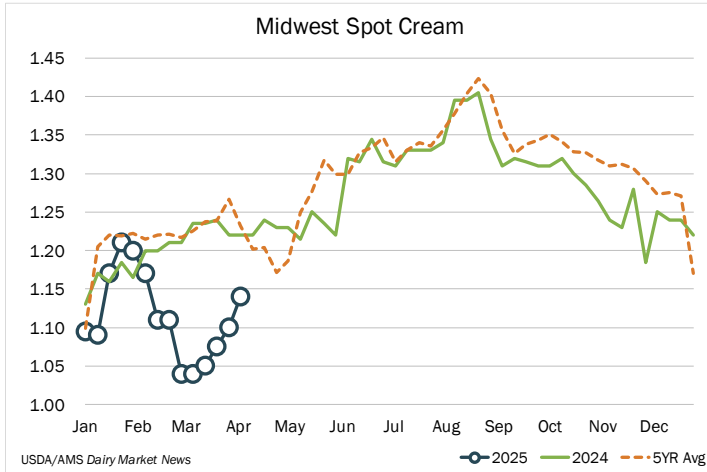
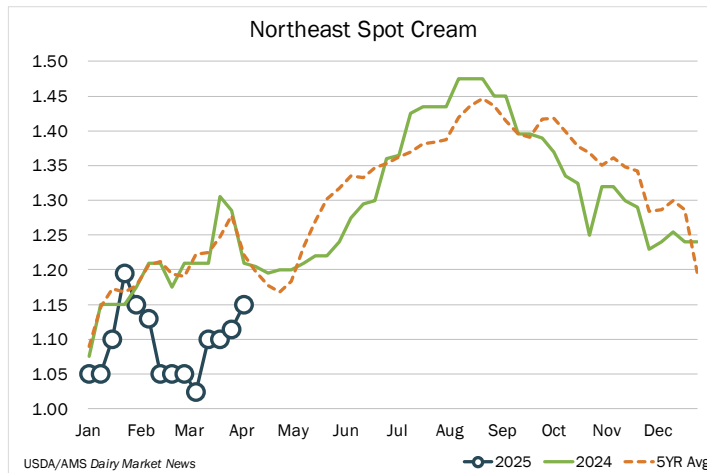


CREAM MULTIPLES

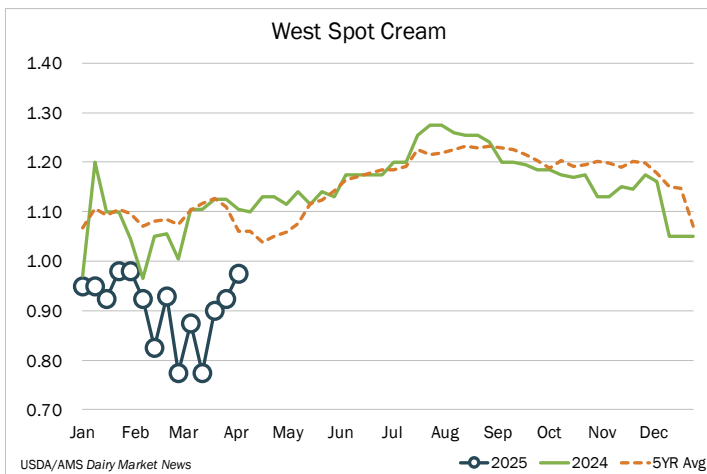
April 3, 2025



Midwest	
This Week	1.14
Last Week	1.10
Last Year	1.22
5-Year Avg	1.23



Northeast	
This Week	1.15
Last Week	1.12
Last Year	1.21
5-Year Avg	1.22



West	
This Week	0.98
Last Week	0.93
Last Year	1.11
5-Year Avg	1.06

135 S. LaSalle St. • Suite 3400 • Chicago, IL 60603 • 312-492-4200 • Insights@Ever.Ag

Here is what USDA/AMS had to say:

Midwest: Cream markets continued their recent trend this week. Cream volumes are far from tight, but cream suppliers' jobs have become more manageable over the past few weeks, as spot cream demand has gone from notably quiet to active due to bumps in needs from Class II and III manufacturers. All cream end users continue to say loads are widely available, but cream multiples continued to hold steady or edge slightly higher week over week. As recently as during week eight, cream multiples were reported at .5. April is expected to bring a lot of uncertainty to fluid milk and cream markets. Plant downtime is already creating some logistical headwinds for suppliers and haulers. With spring holidays approaching, more downtime will only add more hurdles as plants run lighter holiday schedules.

Northeast: Cream is widely available, but some indicate there has been a bit more interest from buyers. Butter churning has been pulling steadily on cream supplies, and demand from ice cream, cream cheese, and other Class II manufacturers is increasing.

West: Cream loads continue to be easily attainable but are somewhat tighter in week 14 compared to week 13. Cream multiples moved higher this week. Cream demand is somewhat stronger. Some stakeholders indicate ice cream manufacturing is particularly beginning to strengthen.

